

Phytoplankton dominance structure and abundance as indicators of the trophic state and ecological status of Lake Kortowskie (northeast Poland) restored with selective hypolimnetic withdrawal

Bożena Jaworska, Julita Dunalska, Dorota Górniak, Magdalena Bowszys

Received – 03 September 2012/Accepted – 16 May 2013. Published online: 25 March 2014; ©Inland Fisheries Institute in Olsztyn, Poland

Citation: Jaworska B., Dunalska J., Górniak G., Bowszys M. 2014 – Phytoplankton dominance structure and abundance as indicators of the trophic state and ecological status of Lake Kortowskie (northeast Poland) restored with selective hypolimnetic withdrawal – Arch. Pol. Fish. 22: 7-15.

Abstract. The objective of the study was to identify seasonal changes in phytoplankton taxonomic structure and development rates to characterize phytoplankton communities as determinants of the trophic and ecological conditions of Lake Kortowskie in northeast Poland which has been undergoing restoration with selective hypolimnetic withdrawal. The lake was designated as being of high trophic state and bad ecological status based on intense phytoplankton growth, the strong dominance and persistent occurrence of blue-green algae, and seasonal modifications in phytoplankton taxonomic structure and assemblage growth rates. The ecological status of the lake assessed in 2011 corresponds to that determined in 1987-1990 and 1999 and indicates that eutrophication in Lake Kortowskie is progressing.

Keywords: phytoplankton, lake, taxonomic structure, biomass, trophy, ecological status assessment

B. Jaworska [✉], M. Bowszys
Department of Applied Ecology
University of Warmia and Mazury
Oczapowskiego 5, 10-957 Olsztyn, Poland
e-mail: bozena.jaworska@uwm.edu.pl

J. Dunalska
Department of Water Protection Engineering
University of Warmia and Mazury in Olsztyn, Poland

D. Górniak
Department of Microbiology
University of Warmia and Mazury in Olsztyn, Poland

Introduction

The trophic state of lakes is characterized by certain physicochemical and biological processes in their environments (Dillon and Rigler 1975, Vezjak et al. 1998). Conclusions concerning these processes, which reflect the trophic state of a given water body, can be drawn based on observations of the abiotic and biotic factors involved in aquatic ecosystem functioning (Zdanowski 1982, Kajak 1983, Mc Queen et al. 1986, Giorgio and Peters 1994). Phytoplankton is one of the biotic indicators of lake trophic state; its composition, dominance structure, and growth rate are responses to prevailing conditions, and changes in them are consequences of variable environmental conditions and biocenotic relationships within the aquatic ecosystem. Therefore, they are important elements in evaluations of lake trophic state (Hillbricht-Ilkowska and Kajak 1986, Burchardt 1993, Danilov and Ekelund 1999, Reynolds 2000) and the assessment of ecological status (Hutorowicz and Pasztaleniec 2009, Napiórkowska-Krzebietke et al. 2009, Hutorowicz et al. 2011).

Lake Kortowskie has been subject to restoration since 1956 by the selective removal of hypolimnion

waters which is aimed at decelerating the progressive lake eutrophication (Olszewski 1959, Paschalski 1965, Tadajewski 1965, Bittel 1965, Bohr 1965, Sikorowa 1965). Restoration may have caused changes that affect different aspects of the lake's functioning, which explains the wide range and number of existing studies on the physicochemical (Olszewski 1971, Mientki 1975, 1986, Mientki and Teodorowicz 1996, Głazewski and Parszuto 2001, Mientki and Dunalska 2001, Dunalska 2002, Wiśniewski and Mientki 2002, Dunalska et al. 2001, 2007) and biological characteristics of Lake Kortowskie (Chudyba 1974, 1975, Niewolak 1974, Widuto 1976, 1977, Chudybowa 1977, Sikorowa 1977, Zmysłowska and Sobierajska 1977, Zmysłowska 1987). The phytoplankton of Lake Kortowskie was examined by Wysocka (1959) and Bohr (1965) in the 1950s. First Chudyba (1974, 1975) and then Chudybowa (1977) described seasonal changes in the lake's phytoplankton in the 1960s. Jaworska and Zdanowski (2011, 2012) studied the phytoplankton of Lake Kortowskie in the 1990s.

In the 1950s, the phytoplankton of Lake Kortowskie was mainly composed of species identified by Bohr (1965) as typical of eutrophic waters. In the 1960s, Chudyba (1974, 1975) described the phytoplankton community in the lake as a composition of diatoms, chlorophytes, and cyanoprokaryotes. Algal blooms at this time lasted for relatively short periods. During the 1970s, more intensive algal growth was recorded only in spring. Phytoplankton biomass then was estimated at less than 10 mg l^{-1} (Sikorowa et al. 1975, Chudybowa 1977). During the 1987-1991 period further shifts in phytoplankton taxonomic structure and development patterns were observed and manifested as gradual increases in the frequency and domination of blue-green algae (Jaworska and Zdanowski 2011), while the prevailing role of Bacillariophyceae and Chlorophyta in the biocenosis declined gradually. The development of a phytoplankton community dominated by Cyanoprokaryota more abundantly than previously was also documented in 1997-1998 (Chudyba 2001). In 1999-2000, more pronounced changes in phytoplankton taxonomic structure were recorded;

at the time, the total phytoplankton biomass was very high at up to 35 mg l^{-1} . Blue-green algae occurred in large numbers, and they were recorded not only in summer, but also in spring and autumn. Multi-annual variations in the phytoplankton taxonomic structure and community development intensity in Lake Kortowskie indicated trophic change in the ecosystem that was identified as progressing eutrophication (Jaworska and Zdanowski 2012).

This study is yet another attempt made to characterize Lake Kortowskie phytoplankton, but for the first time as an element of ecological status assessment. The objective of the study was to determine seasonal changes in phytoplankton taxonomic structure and development intensity and, based on these findings, to characterize the phytoplankton community in Lake Kortowskie as an indicator for determining its trophic state and assessing its ecological status.

Material and methods

The research was conducted in Lake Kortowskie, which is one of the Mazurian Lakes and lies within the administrative borders of the city of Olsztyn in northeastern Poland. The lake has an elongated shape along its north-south axis. The basin comprises three distinct parts: the south basin has a maximum depth of 17.2 m, the north basin one of 15.7 m, and the middle part is relatively shallow with a maximum depth of 6 m (Fig. 1). The average depth is 5.9 m (Synowiec 1965). The surface area of the lake is 94 ha, and its volume is $5,323,000 \text{ m}^3$. The total drainage basin of the lake is 38.0 km^2 , and the direct drainage basin is 102 ha. The lake is supplied by five inflows, and there is only one river outflow – the Kortówka River, a tributary of the Łyna River, that is located in the southeastern part of the reservoir. The amount of waters flowing out of the lake is regulated by a weir that permits draining hypolimnion water through a pipeline installed in the southern part of the lake. The lake has been and is subjected to restoration consisting of the selective removal of hypolimnion waters.

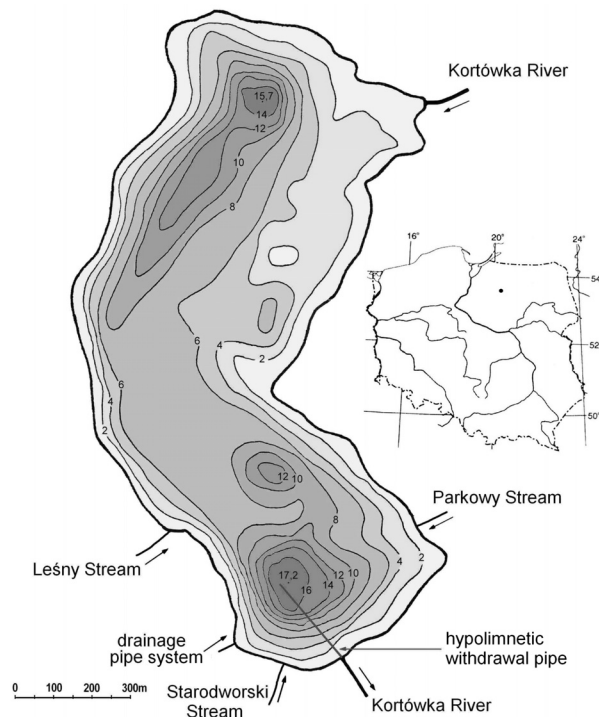


Figure 1. Location of sampling stations in Lake Kortowskie (map according Inland Fisheries Institute, Olsztyn, Poland).

The Lake Kortowskie phytoplankton was examined at two stations: station S was at the deepest site in the south, while station N was in the north (Fig. 1). Both sites were designated by Chudyba (1975) as representative ones. Our phytoplankton analyses were conducted in 2011. Samples were collected once a month from April to November from depths of 0-5 m in the water column at 1 m intervals, and averaged samples from the 0-5 m water column were finally obtained (Hutorowicz et al. 2011). Each averaged sample was used to obtain the final sub-samples consisting of 1 l of water each for quantitative phytoplankton analysis. The samples were collected with a 2 dm⁻³ Ruttner's sampler. Additional samples were collected with a 30 µm mesh plankton net. Preliminary qualitative analysis of the phytoplankton sampled was performed on live material collected with the plankton net; the final assays were performed on fixed material. Quantitative phytoplankton analysis was performed on preserved material collected from the water depths and concentrated by sedimentation. The samples were condensed to a volume

which enabled determining at least 10 but no more than 25-50 phytoplankton algae in a single microscopic vision field at 400x magnification. The analyses were performed according to the methods described by Starmach (1989) using a Sedgwick-Rafter chamber (1 cm³, 1000 mm²) to calculate the number of individuals. A sample of a known volume of 1 cm³ was placed under a cover glass and analyzed in three replications. The phytoplankton biomass was assessed with the cell volume measurement method (Heusden 1972, Luścińska and Oleksowicz 1984, Kawecka and Eloranta 1994, Hutorowicz 2005), and then it was computed from the product of abundance, mean cell volume of a given taxon, and mass density, which was assumed to be 1.0 g cm⁻³. Qualitative and quantitative phytoplankton analyses were performed using the following microscope magnifications: 1.0x10x40 or 1.0x10x63 (Carl Zeiss-Axio Imager A1 microscope). The samples were analyzed according to phenological seasons: April and May were spring; June, July, and August were summer; September, October, and November were autumn.

The lake's ecological status was assessed using the method proposed by Hutorowicz and Pasztaleniec (2009) and by taking into consideration the abiotic typology of Polish lakes proposed by Kolada et al. (2005). The computed index values, or metrics, enabled classifying the lake to a certain ecological category proposed in the ecological class boundary method. Ecological status assessment was also calculated based on supplementary data from 1987-1990 and 1999 (Jaworska and Zdanowski 2011, 2012). The Phytoplankton Metric for Polish Lakes (PMPL) was computed for all of the data from 2011 and previous years, and the corresponding ecological status was determined with only two metrics – total biomass and blue-green algae biomass. The chlorophyll *a* metric was not included.

Results

Phytoplankton biomass in Lake Kortowskie ranged from 9.8 to 27.1 mg l⁻¹ (mean 18.9 mg l⁻¹, standard

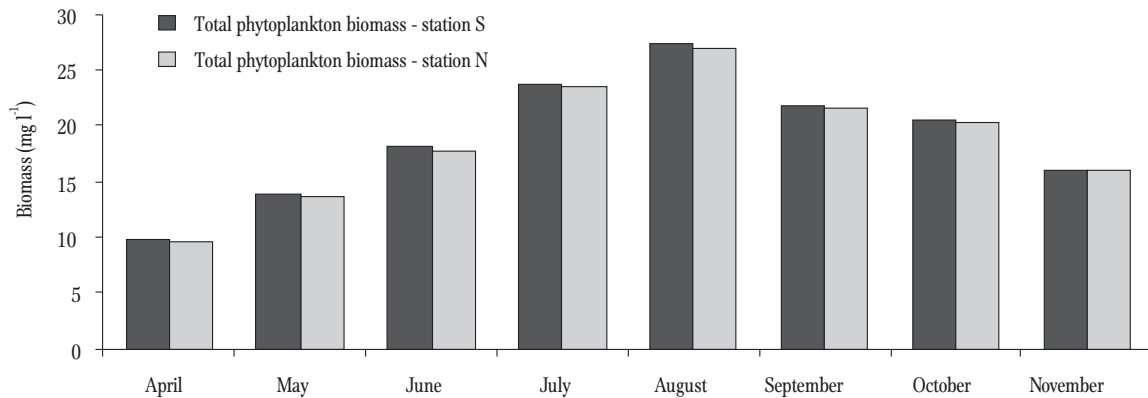


Figure 2. Total phytoplankton biomass (mg l^{-1}) at stations in Lake Kortowskie in 2011.

deviation (SD) = 6.1, $n = 8$), and exhibited similar seasonal dynamics of change at all the sites (Fig. 2). In the spring (April and May), the average phytoplankton biomass was 11.8 mg l^{-1} (SD=2.8), with 9.8 mg l^{-1} in April and the higher amount of 13.7 mg l^{-1} in May. In the early summer, biomass was even higher in June at 17.9 mg l^{-1} . Further increases occurred in July, when biomass was 23.7 mg l^{-1} . The highest value was recorded in August at 27.1 mg l^{-1} . The average summer phytoplankton biomass was 22.9 mg l^{-1} (SD=4.6). At the end of September, the phytoplankton biomass began to decline with values of 21.7 mg l^{-1} in September, and 20.3 mg l^{-1} in October. It was much lower in

November at 15.9 mg l^{-1} . The average biomass in the autumn was 19.6 mg l^{-1} (SD=3.0).

The highest biomass was of Cyanoprokaryota followed by Dinophyceae and while Bacillariophyceae, Chrysophyceae, Chlorophyta, and Euglenophyta enhanced the taxonomic diversity of the phytoplankton, they did not contribute considerably to the biomass (Fig. 3). Bacillariophyceae dominated in spring comprising 60-70% of the total biomass. The diatom biomass was 7.6 mg l^{-1} in April, and it rose to 8.6 mg l^{-1} in May. The dominants were *Fragilaria crotonensis* Kitt. in April, and *Aulacoseira granulata* (Ehr.) Simonsen in May, while the sub-dominants were *Diatoma tenuis* Agardh,

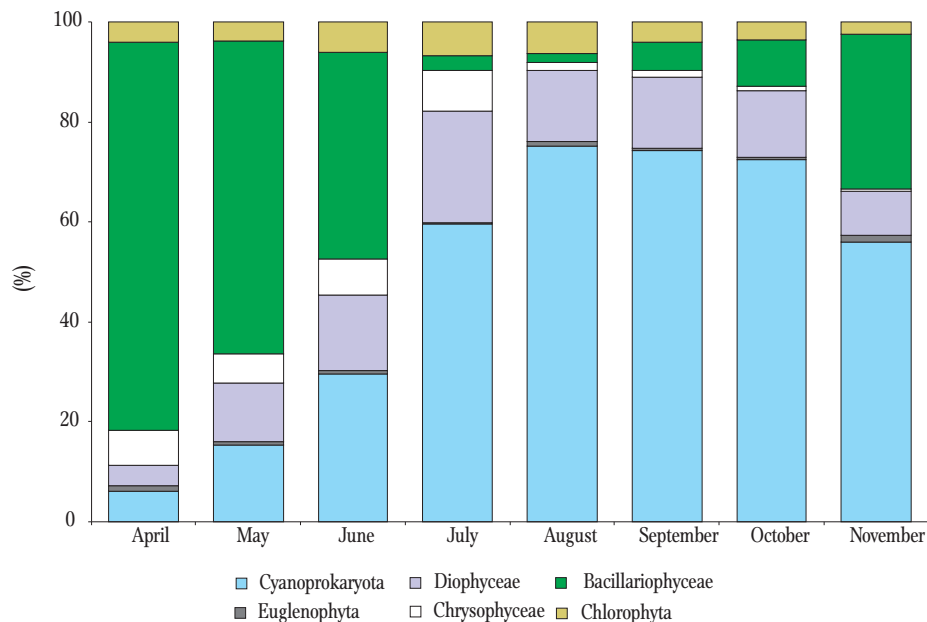


Figure 3. Share of particular systematic groups in the biomass of phytoplankton in Lake Kortowskie in 2011.

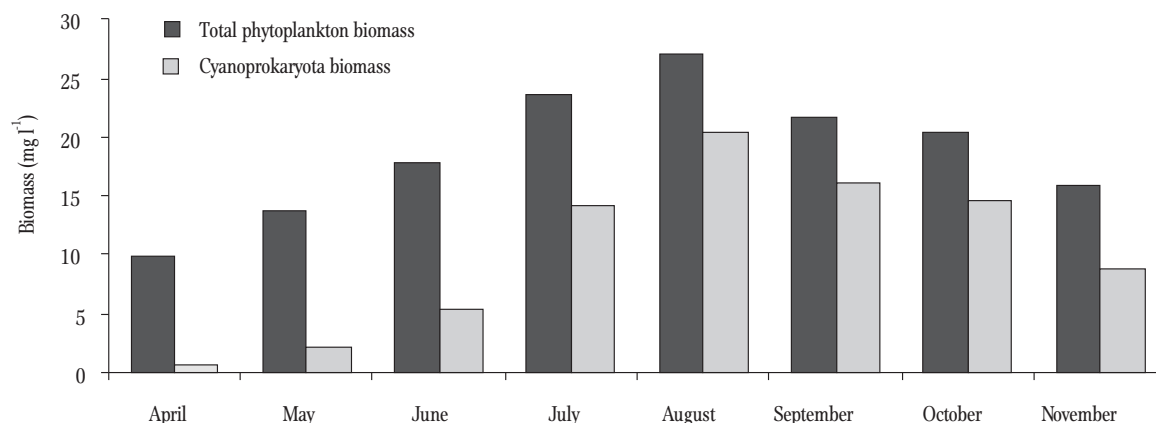


Figure 4. Total phytoplankton biomass (mg l⁻¹) and Cyanoprokaryota biomass (mg l⁻¹) in Lake Kortowskie in 2011.

Asterionella formosa Hass., and *Ulnaria acus* (Kütz.) M. Aboal. In the summer months of June, July, and August the phytoplankton was dominated by Cyanoprokaryota at 5.3 mg l⁻¹ in June, which rose to 14.1 mg l⁻¹ in July, and then exceeded 20 mg l⁻¹ in August (Fig. 4). The average biomass of blue-green algae in summer was 13.3 mg l⁻¹ (SD=7.6), which comprised 30% of the phytoplankton biomass in June, 60% in July, and 75% in August. The taxonomic diversity of blue-green algae was high, and included representatives of Nostocales, Chroococcales, and Oscillatoriales. Nostocales were most numerous represented by *Dolichospermum* and *Aphanizomenon*; the most abundant Chroococcales were *Microcystis* and *Woronichinia*, while *Pseudanabaena* and *Planktolyngbya* were the most numerous representatives of Oscillatoriales. However, the highest biomass was produced by the species *Dolichospermum circinalis* (Rabenh. ex Bornet et Flah.), *D. spiroides* Klebahn, *D. lemmermannii* P. Richter in Lemm., and *Aphanizomenon flos-aquae* (L.) Ralfs ex Born. et Flah. The sub-dominant group of the summer phytoplankton was Dinophyceae, which occurred at a biomass of 2.7-5.3 mg l⁻¹ and corresponded to 15-25% of the total phytoplankton biomass. In the autumn months of September, October, and November, Cyanoprokaryota continued to be the dominant group. They represented 73-74% of the total biomass in late September and October, and 57% in November. The autumn blue-green algae biomass decreased to 16.1, 14.7, and 8.9 mg l⁻¹ in the consecutive months of autumn. Initially, in September and October, the dominant autumn

species was *Aphanizomenon flos-aquae*, and the abundance and species diversity of blue-green algae were high. Later, in November, it was only *Pseudanabaena limnetica* (Lemm.) Kom., which had previously been a sub-dominant species, that contributed to the blue-green algae biomass in amounts characteristic of dominants. The diatom biomass increased to 5 mg l⁻¹ at this time, and their contribution to phytoplankton biomass reached 30%. The most abundant were *Aulacoseira granulata* and *Ulnaria acus*.

The value of the metric used in ecological status evaluation determined in 2011 was 4.03 (PMPL=4.03). Lake Kortowskie was classified among lakes with bad ecological statuses based on this value and in accordance with ranges that designate particular ecological classes of lakes (Table 1). The values of this metric varied in previous years, and that determined using data from 1999 also classified this lake as having a bad ecological status. Poor ecological status was designated based on the data from 1987-1990 (Table 1).

Discussion

Each trophic type of the lakes is characterized by a certain qualitative and quantitative structure of phytoplankton, which reoccurs in a given lake's life shaped by its trophy (Sommer et al. 1986, Gawler et al. 1988, Lair and Ayadi 1989). Thus, in addition to other ecosystem components, phytoplankton

Table 1

Results of ecological status assessment based on total phytoplankton biomass and blue-green algae biomass

Year	Total phytoplankton biomass (mg l ⁻¹)		Blue-green algae biomass (mg l ⁻¹)	Metric total	Metric	PMPL	Ecological status
	Min-max (mean)	Min-max (mean) summer	Min-max (mean) summer	phytoplankton biomass	blue-green algae biomass		
2011	9.8-27.1 (18.9)	23.7-27.1 (25.3)	14.1-20.4 (17.3) 20.2-26.3	3.85	4.21	4.03	bad
1999	4.1-33.1 (20.3)*	27.3-33.1 (30.2)*	(23.3)*	3.90	4.58	4.24	bad
1990	1.4-14.2 (9.3)*	13.1-14.2 (13.4)*	6.3-7.9 (7.1)*	3.11	3.13	3.12	poor
1989	2.1-17.0 (8.9)*	11.3-17.0 (13.9)*	6.1-8.6 (7.3)*	3.07	3.15	3.11	poor
1988	1.5-15.9 (8.9)*	10.7-15.9 (13.3)*	6.5-7.3 (6.9)*	3.07	3.09	3.08	poor
1987	1.7-15.2 (8.6)*	10.3-15.2 (12.6)*	5.9-6.8 (6.3)*	3.04	2.98	3.02	poor

*data from Jaworska and Zdanowski (2011, 2012)

taxonomic composition, dominance structure, growth rate, and dynamics of seasonal change serve as indicators of lake trophic state (Spodniewska 1978, 1979, Burchardt 1993, Hutorowicz 1999, Reynolds et al. 2002).

The phytoplankton in Lake Kortowskie was characterized by intense growth, seasonal variability in taxonomic composition and dominance structure which directly affected biomass. The biomass values in Lake Kortowskie are indicative of a high degree of eutrophication. According to Hillbricht-Ilkowska and Kajak (1986), Lake Kortowskie is classified as eutrophic. According to the lake trophic classes proposed by Heinonen (1980) for Finnish lakes, eutrophic lakes are those in which phytoplankton biomass ranges between 3.5 and 10.0 mg l⁻¹. Spodniewska (1983) suggested that a phytoplankton biomass above 8 mg l⁻¹ is characteristic of eutrophic lakes in the Mazurian Lake District.

Phytoplankton biomass values are most often a direct effect of dominant taxonomic group development. The trophic state of a lake not only affects the growth of phytoplankton but also shapes its taxonomic structure (Burchardt et al. 1994, Hutorowicz 1999, Snit'ko and Rogozin 2002). The rate of phytoplankton growth in Lake Kortowskie was controlled predominantly by Cyanoprokaryota growth. Blue-green algae were present in the phytoplankton from the early spring until late autumn. Their development gradually became more and more intense until they began to dominate the phytoplankton in

summer, which was a position they maintained in the autumn. Periodically, they competed with Dinophyceae for dominance in the phytoplankton communities; however, despite intense growth, Dinophyceae did not assume the dominant position in the phytoplankton communities inhabiting Lake Kortowskie. The strong dominance of blue-green algae and dinoflagellates is typical of highly eutrophic water bodies (Burchardt and Łastowski 1999, Reynolds 2000), because both Dinophyceae and Cyanoprokaryota find advantageous conditions in eutrophic lakes. Nonetheless, blue-green algae often have a better chance of maintaining their dominance because they are equipped with a number of species-specific, physiological adaptation mechanisms that enable them to compete successfully and predominate over other algae (Shapiro 1990). The environmental adaptations of blue-green algae and their rapid response rate enable them, under favorable conditions, to develop intensively, which often leads to their occurrence in quantities so large that algal blooms happen (Lafforgue et al. 1995). According to Palmer (1962), phytoplankton blooms are defined as each instance of mass algal development in water. Nebaeus (1984) suggested certain threshold values for defining algal blooms; namely, chlorophyll *a* concentrations > 20 mg m⁻³ or total phytoplankton biomass > 3 g m⁻³. Chlorophyll concentrations and phytoplankton biomass exceeded these values in Lake Kortowskie, which could imply that the mass occurrences of planktonic algae and the formation of

algal blooms are possible. The high biomass values produced by blue-green algae possibly indicate that these could be blue-green algal blooms, and, potentially, the dominant blue-green algae taxa can help to identify which species could create blooms. The mass occurrence of blue-green algae is a determinant of the advanced trophic state of lakes (Spodniewska 1986). The intensive growth of blue-green algae observed in Lake Kortowskie, the highest biomass of which was 20 mg l^{-1} , exhibited a tendency towards algal blooms, and, thus, permits classifying this lake as eutrophic (Hillbricht-Ilkowska and Kajak 1986).

According to the Hutorowicz and Pasztaleniec (2009) classification of lake ecological status, the multi-metric based only on two partial metrics – total phytoplankton biomass and blue-green algae biomass, indicated that Lake Kortowskie was of a bad ecological status in 2011. The status determined from the 1999 data was the same, while the data from 1987-1990 indicated the ecological status in Lake Kortowskie was poor. The parameter that significantly influenced changes in ecological status was the successively increasing blue-green algae biomass (Jaworska and Zdanowski 2011), which is an important indicator in ecological status assessment (Hutorowicz and Pasztaleniec 2009). Based on the value of the blue-green algae biomass metric determined, Lake Kortowskie was classified as belonging to the bad ecological status group. Another regularity was reported by Hutorowicz et al. (2011) with regard to five stratified lakes located in the Wel River basin; the blue-green algae biomass metric of three lakes was distinctly lower than the total phytoplankton biomass and the chlorophyll *a* metrics, which reduced the PMPL multi-metric, and this led two of these lakes being classified as a better ecological status.

Conclusions

The phytoplankton dominance structure and abundances analyzed in Lake Kortowskie permitted determining the lake's trophic state and to assess its ecological status. Phytoplankton communities

characterized by such high biomass and specific dominance structure are typical of eutrophic lakes, to which Lake Kortowskie belongs despite its continuous restoration by the selective removal of hypolimnion waters. The intense growth of phytoplankton, with its high share of persistently present blue-green algae combined with seasonal changes in phytoplankton communities effected by blue-green algae dominance indicated the high trophic state and bad ecological status of Lake Kortowskie in 2011. A bad ecological status was also determined from the data from 1999, while the ecological status assessed from the 1987-1990 data was poor. The overall assessment of the ecological status of Lake Kortowskie was influenced primarily by the blue-green algae biomass metric, particularly in 1999 and 2011, when it contributed to Lake Kortowskie being classified in the bad ecological status category.

Acknowledgments. This study was supported financially by the NCN (grant no. N N 523 613739).

Author contributions. B.J. designed the study; B.J., J.D., and D.G. performed the study; B.J. analyzed the phytoplankton; B.J. and M.B. wrote the paper. All of the authors read and approved the final manuscript.

References

- Bittel L. 1965 – The zooplankton of Lake Kortowo in 1952-1953 – Zesz. Nauk. WSR Olsztyn. 19: 121-141 (in Polish, English summary).
- Bohr R. 1965 – The phytoplankton of Lake Kortowo in 1952-1953 – Zesz. Nauk. WSR Olsztyn. 19: 113-119 (in Polish, English summary).
- Burchardt L. 1993 – Bioindication in the assessment of lake ecosystem – In: Theory and practices in ecosystems research (Ed.) L. Burchardt, Idee Ekol. 3: 39-44.
- Burchardt L., Łastowski K. 1999 – The problem of using common species in bioindication: Basis term – Acta Hydrobiol. 41(3/4): 231-234.
- Burchardt L., Łastowski K., Szmajda P. 1994 – Ecological diversity and bioindication – In: Theory and practices in ecosystems research (Ed.) L. Burchardt, Idee Ekol. 4: 27-44 (in Polish).

- Chudyba H. 1974 – Effect of removing the hypolimnion on phytoplankton in Lake Kortowskie – *Zesz. nauk. ART Olsztyn, Ochr. Wód Ryb. Śród.* 119: 1-53 (in Polish, English summary).
- Chudyba H. 1975 – The structure and growth dynamics of phytoplankton in Lake Kortowskie – *Zesz. Nauk. ART Olsztyn* 147: 1-70 (in Polish, English summary).
- Chudybowa D. 1977 – Algae in the Kortowskie Lake – *Pol. Arch. Hydrobiol.* 24: 73-80.
- Danilov R., Ekelund N.G.A. 1999 – The efficiency of seven diversity and one similarity indices on phytoplankton data for assessing the level of eutrophication in lakes in central Sweden – *Sci. Tot. Environ.* 234: 15-23.
- Dillon P.J., Rigler F.H. 1975 – A simple method for predicting the capacity of a lake for development based on lake trophic status – *J. Fish. Res. Bd. Can.* 32: 1519-1531.
- Dunalska J. 2002 – Influence of limited water flow in a pipeline on the nutrients budget in a lake restored by hypolimnetic withdrawal method – *Pol. J. Environ. Stud.* 11: 631-637.
- Dunalska J., Wiśniewski G., Mientki C. 2001 – Water balance as factor determining the Lake Kortowskie restoration – *Limnol. Rev.* 1: 65-72.
- Dunalska J., Wiśniewski G., Mientki C. 2007 – Assessment of multi-year (1956-2003) hypolimnetic withdrawal from Lake Kortowskie, Poland – *Lake Reserv. Manag.* 23: 377-387.
- Gawler M., Balvay G., Blanc P., Druart J-P., Pelletier J.P. 1988 – Plankton ecology of Lake Geneva. A test of the PEG-model – *Arch. Hydrobiol.* 114: 161-174.
- Głazewski R., Parszuto K. 2001 – Organic matter in Lake Kortowskie under restoration – *Limnol. Rev.* 1: 103-108.
- Giorgio P.A., Peters R.H. 1994 – Patterns in planktonic P:R ratios in lakes: Influence of lake trophy and dissolved organic carbon – *Limnol. Oceanogr.* 39: 772-787.
- Heinonen P. 1980 – Quantity and composition of phytoplankton in Finnish island waters – *Publ. Wat. Res.* 37: 1-91.
- Heusden G.P.H. 1972 – Estimation of the biomass of plankton – *Hydrobiologia* 39: 165-208.
- Hillbricht-Ilkowska A., Kajak Z. 1986 – Parameters and indices useful in controlling functional and structural changes in lakes undergoing eutrophication – In: *Monitoring of lake ecosystems* (Ed.) A. Hillbricht-Ilkowska, *Zesz. Nauk. PAN „Człowiek i Środowisko”*, Wrocław, Warszawa, Kraków, Gdańsk, Łódź: 23-45 (in Polish, English summary).
- Hutorowicz A. 1999 – Phytoplankton community as an index of eutrophication of Lake Wigry – In: *Functioning and protection of water ecosystems on protected areas* (Eds) B. Zdanowski, M. Kamiński, A. Martyniak, *Wyd. IRS, Olsztyn*: 279-288 (in Polish).
- Hutorowicz A. 2005 – Elaboration of standard cell volume for biomass estimations of selected taxa of algae with explanations of applied measurement and estimation methods – (manuscript) Olsztyn, 41 p. (in Polish).
- Hutorowicz A., Pasztaleniec A. 2009 – Elaboration of methods to assess the ecological state of lakes based on phytoplankton – (manuscript) Warszawa-Olsztyn, 22 p. (in Polish).
- Hutorowicz A., Napiórkowska-Krzebietke A., Pasztaleniec A., Hutorowicz J., Lyche Solheim A., Skjelbred B. 2011 – Phytoplankton – In: *Ecological status assessment of the waters in the Wel River catchment. Guidelines for integrated assessments of the ecological status of river and lakes to support river basin management plans* (Ed.) H. Soszka, *Wyd. IRS, Olsztyn*: 143-168 (in Polish).
- Jaworska B., Zdanowski B. 2011 – Patterns of seasonal phytoplankton dynamics as the element of ecological successional changes proceeding in a lake (Lake Kortowskie, northern Poland) – *Limnol. Rev.* 11: 105-112.
- Jaworska B., Zdanowski B. 2012 – Phytoplankton as an indicator of trophic changes in a lake (Lake Kortowskie, northern Poland) – *Pol. J. Nat. Sci.* 27: 165-179.
- Kajak Z. 1983 – Ecological characteristic of lakes in north-eastern Poland versus their trophic gradient. XII. Dependence of chosen indices of structure and functioning of ecosystems on trophic status and mictic type of 42 lakes – *Ekol. Pol.* 31: 495-530.
- Kawecka B., Eloranta P. 1994 – Ecology of freshwater and terrestrial algae – *Wyd. PWN, Warszawa*, 252 p. (in Polish).
- Kolada A., Soszka H., Cydzik M., Gołub M. 2005 – Abiotic typology of Polish lakes – *Limnologia* 35: 145-150.
- Laffogues M., Szeligiewicz W., Devaux J., Poulin M. 1995 – Selective mechanisms controlling algal succession in Aydat Lake – *Wat. Sci. Tech.* 4: 117-127.
- Lair N., Ayadi H. 1989 – The seasonal succession of planktonic events in lake Aydat, France. A comparison with the P.E.G. model – *Arch. Hydrobiol.* 115: 589-602.
- Luścińska M., Oleksowicz A. S. 1984 – Volumes of algae cells of the most frequent occurrence in 16 lakes in Pomeranian District – *Acta Univer. Nicolai Copernici.* 57: 45-56.
- McQueen D.J., Post R., Mills W.L. 1986 – Trophic relationships in freshwater pelagic ecosystems – *Can. J. Fish. Aquat. Sci.* 43: 1571-1581.
- Mientki C. 1975 – Hydrochemistry of Kortowskie Lake in 15th years of the experiment on its rejuvenation – *Pol. Arch. Hydrobiol.* 22: 497-508.
- Mientki C. 1986 – Effect of removing the hypolimnion waters on thermal, and oxygen conditions, and content of nitrogen and phosphorus in water of Lake Kortowskie – *Acta. Acad. Agricult. Techn. Olst. Suppl. A* 280: 3-53 (in Polish, English summary).
- Mientki C., Teodorowicz M. 1996 – Assessment of the effects of hypolimnion water removal from the Kortowskie Lake – *Chem. Prot. Environ.* 2: 362-374.

- Mientki C. Dunalska J. 2001 – Phosphorus balance at various water flow in a lake restored by hypolimnetic withdrawal – *Ecohydrol. Hydrobiol.* 1: 417-422.
- Napiórkowska-Krzebietke A., Pasztaleniec A., Hutorowicz A. 2009 – Phytoplankton - element in ecological status assessment for lakes of the Well river catchment area – *Teka Kom. Ochr. Kszt. Środ. Przyr. OL PAN* 6: 200-205.
- Nebaeus M. 1984 – Algal water-blooms under ice-cover – *Verh. Internat. Verein. Limnol.* 22: 719-724.
- Niewolak S. 1974 – Distribution of microorganisms in the waters of the Kortowskie Lake – *Pol. Arch. Hydrobiol.* 21: 315-333.
- Olszewski P. 1959 – Removal of the hypolimnion of lakes. Results of the first year of the experiment on Kortowskie Lake – *Zesz. Nauk. WSR Olsztyn* 81: 331-339 (in Polish, English summary).
- Olszewski P. 1971 – Current results of experimental rejuvenation in Lake Kortowskie – *Zesz. Nauk. WSR Olsztyn Suppl. C* 62(3): 23-31 (in Polish, English summary).
- Palmer C. M. 1962 – Algae in water supplies of Ohio – *Ohio. J. Sci.* 62: 225-244.
- Paschalski J. 1965 – Physicochemical observations of Lake Kortowo in 1951-1954 – *Zesz. Nauk. WSR Olsztyn* 19: 29-58 (in Polish, English summary).
- Reynolds C.S. 2000 – Phytoplankton designer– or how to predict compositional responses to trophic-state change – *Hydrobiologia* 424: 123-132
- Reynolds C.S., Huszar V., Kruk C., Naselli-Flores L., Melo S. 2002 – Towards a functional classification of the freshwater phytoplankton – *J. Plank. Res.* 24: 417-428.
- Shapiro J. 1990 – Current beliefs regarding dominance by blue-greens: The case for the importance of CO₂ and pH – *Verh. Internat. Verein. Limnol.* 24: 38-54.
- Sikorowa A. 1965 – The bottom fauna of Lake Kortowo in 1952-1954 – *Zesz. Nauk. WSR Olsztyn.* 19: 81-112 (in Polish, English summary).
- Sikorowa A. 1977 – Benthic fauna of Kortowskie Lake after 18 years of the experimental restoration of the lake – *Pol. Arch. Hydrobiol.* 24: 107-122.
- Snit'ko L.V., Rogozin A.G. 2002 – On the assessment of the structural organization of phytoplankton (Lake Bol'shoe Miassovo, the Southern Urals) – *Russ. J. Ecol.* 33: 402-406.
- Sommer U., Gliwicz Z.M., Lampert W., Duncan A. 1986 – The PEG-model of seasonal succession of planktonic events in freshwaters – *Arch. Hydrobiol.* 106: 433-471.
- Spodniewska I. 1978 – Phytoplankton as the indicator of lake eutrophication. I. Summer situation in 34 Masurian Lakes in 1973 – *Ekol. Pol.* 26: 53-70.
- Spodniewska I. 1979 – Phytoplankton as the indicator of lake eutrophication. II. Summer situation in 25 Masurian Lakes in 1976 – *Ekol. Pol.* 27: 481-496.
- Spodniewska I. 1983 – Ecological characteristics of lakes in north-eastern Poland versus their trophic gradient. VI. The phytoplankton of 43 lakes – *Ekol. Pol.* 31: 353-381.
- Spodniewska I. 1986 – Planktonic blue-green algae of lakes in north-eastern Poland – *Ekol. Pol.* 34: 151-183.
- Starmach K. 1989 – Freshwater phytoplankton. Study methods, key to freshwater species of Central Europe – *Wyd. PWN, Warszawa-Kraków*, 496 p. (in Polish).
- Synowiec A. 1965 – Morphology of Lake Kortowskie – *Zesz. Nauk. WSR Olsztyn* 19: 3-16 (in Polish, English summary).
- Tadajewski A. 1965 – Chemical composition of bottom sediments of Lake Kortowo in 1955 – *Zesz. Nauk. WSR Olsztyn* 19: 59-80 (in Polish, English summary).
- Vežjak M., Savsek T., Stuhler E.A. 1998 – System dynamics of eutrophication processes in lakes – *Europ. J. Operat. Res.* 109: 442-441.
- Widuto J. 1976 – Changes in the assemblage of plankton crustaceans as an indicator of regressing eutrophication of Lake Kortowskie – *Arch. Ochr. Środ.* 2: 187-200 (in Polish, English summary).
- Widuto J. 1977 – Zooplankton of the Kortowskie Lake after 18 years of the experimental restoration of the lake – *Pol. Arch. Hydrobiol.* 24: 91-106.
- Wiśniewski G., Mientki C. 2002 – The influence of changes in the catchment basin on the quantity of biogene loads brought into restored Lake Kortowskie – *Limnol. Rev.* 2: 433-441.
- Wysocka H. 1959 – New sites of *Centronella reichettii* Voigt. in lakes near Olsztyn – *Zesz. Nauk. WSR Olsztyn* 7: 47-54 (in Polish, English summary).
- Zdanowski B. 1982 – Variability of nitrogen and phosphorus contents and lake eutrophication – *Pol. Arch. Hydrobiol.* 29: 541-597.
- Zmysłowska I. 1987 – The effect of removing hypolimnion waters from Lake Kortowskie on bacterial microflora – *Acta Acad. Agricult. Olsz. Suppl. C* 300: 1-63 (in Polish, English summary).
- Zmysłowska I., Sobierajska M. 1977 – Microbiological studies of the Kortowskie Lake – *Pol. Arch. Hydrobiol.* 24: 61-71.